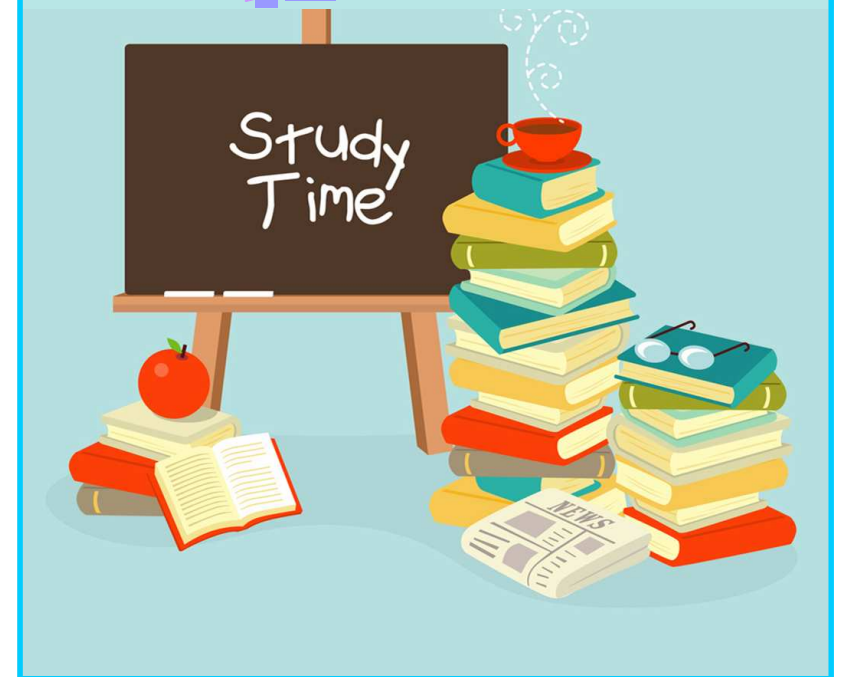


Helping your child with homework in Year 3



Homework can help children learn and can help parents be involved in their children's education. When parents show an interest in their child's schoolwork, they teach an important lesson: that learning is fun and worth the effort.

Teachers assign homework for many reasons. It can help children:

- practice what they have learned in school;
- get ready for the next day's class;
- use resources, such as libraries and encyclopedias;
- develop confidence and fluency in reading.
- learn/reinforce things they don't have time to learn/reinforce in school.




Homework can also help children learn good habits and attitudes. It can teach children to work by themselves and encourage discipline and responsibility.

<http://geogreeting.com/#> children can type a word in and see it spelt using real buildings



and <http://www.amblesideprimary.com/ambleweb/lookcover/lookcover.html>



and <http://www.bbc.co.uk/skillswise/words/spelling/waystolearn/lookcover/flash0.shtml>


On average your child should be spending at least **15 minutes** a day reading and practising their spellings. **In addition** to this, the homework given on Tuesday and Friday should take **10-30 minutes** in a day IF spread out evenly over the allotted days. Please do not leave all the homework given on Friday until Sunday night!

Though homework at first might seem a chore, house points are awarded for the effort and the children do soon learn that it helps them further understand what they are learning in the classroom and helps them complete work to a higher standard! They also feel lucky when they realise they only get their own homework to complete but Miss Carla has to mark everyone's! That's 27 times more work for me!!!

*Thank you,
Miss Carla*

4. Talk With Someone at School If Problems Come Up.

If homework problems do arise, everyone needs to work together to resolve them – please call me and make an appointment. .



Homework timetable:

Homework is set on **Tuesdays** to be returned completed for **Thursday** and on **Fridays** to be returned completed for **Monday**.

Reading is set on **Fridays** to begin with, the books being changed once a week. After a while (I will notify you) this will be changing to twice a week; **Tuesdays and Fridays**- (the same days as the homework so please ensure that the reading book is sent back to me on Mondays and Thursdays).

Please comment on your child's reading in their reading record.

Spellings will be set on **Monday**. Spellings are only for the first term and are based on Read, Write INC sounds. Your child will be given a list of words and will be told how many extra they need to think of with that same sound and learn.

Please ensure that your child practises these everyday!

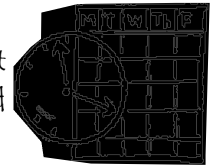
In addition to the 'Look, say, cover, write and check' method there are websites designed to make spelling more fun:

Four Things You Can Do To Help Your Child with Homework

1. Demonstrate You Think Education and Homework Are Important.

Children are more eager to do homework if they know their parents care that it gets done.

- Set a regular time for homework. The best time is one that works for your child and your family.
- Pick a place to study that is fairly quiet and has lots of light. Make sure there is a desk and a chair so the work can be completed as neatly as possible.
- Help your child concentrate by turning off the TV/music/computer games during homework time. You may need to keep any noisy brothers or sisters away as they can be distracting.
- Collect papers, books, pencils, ruler, rubber, glue and other things your child needs. It is important they have all the equipment necessary.
- Read with your young child books other than their specific reading book. This activity stimulates interest in reading and language and lays the foundation for your child becoming a lifelong reader.



- Take your child to the library and encourage him to check out materials needed for homework. Talk about school and learning activities.

2. Check on Your Child's Work.

- Read your child's homework with them. This will help you to judge how much time your child will need to complete it, the level of supervision and what equipment is needed.
- If your child does not understand the work; explain it to them.
- Let your child attempt to do the homework unaided (at the beginning of the year this might not be possible). Any mistakes made, do point them out and explain how it ought to be done.
- Do not do the homework for them! There is a big difference between sitting down and explaining how to do something and giving some spellings as opposed to dictating all that they ought to write.
- Remember that homework serves a different purpose for different children. All children are different, for some the homework will be an extension of class-work and they will complete it independently with very little help, other children will have homework as reinforcement and will require a lot of guidance to ensure that it is completed properly. Different children have different needs.
- Write on the sheet how much assistance was given. Just a little note at the bottom of the page (worked independently/ needed a lot of support/ needed a little support).
- Monitor TV viewing and other activities. In most homes, more homework gets done when TV time is limited. See that things like after school activities don't take up too much time.

3. Provide Guidance.

The basic rule in helping with homework is, "Don't do the assignment yourself. It's not your homework – it's your child's!"

Here are some things you can do to give guidance:

- Figure out how your child learns best. Knowing this makes it easier for you to help your child. For example, if your child learns things best when she/he can see them, draw a picture or a chart to help with some assignments. But if your child learns best when he can handle things, an apple cut four ways can help him learn fractions. If you've never thought about this learning style, observe your child.
- Ensure work is completed on time. If homework is ever not completed on time (i.e. perhaps you are away and unable to help them) please provide your child with a note for me explaining this.
- Encourage good study habits. See that your child schedules enough time for assignments and makes his own practice tests at home before a test.
- Ask if your child understands the work, whether she/he needs help with the work, and if your child's answer makes sense to him/her .
- Give praise. People of all ages like to be told when they have done a good job. And give helpful criticism when your child hasn't done her/his best work so that she/he can improve. Have high expectations, your child shouldn't just complete the work but complete it to the best of their ability.